

MYTHOS Series

GLASS



olympiatile+stone®

MYTHOS SERIES - Glass Mosaics

CAPRI (White)



Chip Size 2.5 x 2.5 cm (1" x 1")
Nominal Sheet 33.4 x 33.4 cm (13" x 13")
Thickness: 4.4 mm

Glossy **Code # TG.MY.CPR.0101.GL**
Matte **Code # TG.MY.CPR.0101.MT**

ELBA (Light Blue)




Chip Size 2.5 x 2.5 cm (1" x 1")
Nominal Sheet 33.4 x 33.4 cm (13" x 13")
Thickness: 4.4 mm

Glossy **Code # TG.MY.ELB.0101.GL**
Matte **Code # TG.MY.ELB.0101.MT**

All items shown in this document are part of Olympia's stocking program. For special orders, please contact your Olympia Tile Sales Representative.

MYTHOS SERIES - Glass Mosaics

DELFOF (Blue)



Chip Size 2.5 x 2.5 cm (1" x 1")

Nominal Sheet 33.4 x 33.4 cm (13" x 13")

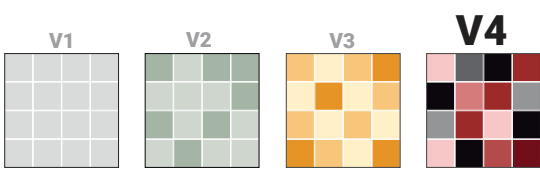
Thickness: 4.4 mm

Glossy **Code # TG.MY.DLF.0101.GL**

Matte **Code # TG.MY.DLF.0101.MT**

All items shown in this document are part of Olympia's stocking program. For special orders, please contact your Olympia Tile Sales Representative.

Colour Variation



Member



For information concerning LEED, please contact our Sales Representative

Examples of Recommended Applications

Residential

Commercial

Residential Interior Floors

Wall

Inside Pool

Residential:
Walls and interior floors or inside pools.

Commercial:
Walls interior/exterior.

Packing Details

TILE SIZE	SHT/BOX	SF/BOX	LB/BOX	BOX/PAL
Nominal Sheet 13" x 13"	18	21.53	40.14	72



PRODUCT	WALL APPLICATION		FLOOR APPLICATION	
	Interior	Exterior	Interior	Exterior
TILE BOND COAT	<ul style="list-style-type: none"> • 66 FlexLite • 5400 Maxi-Flex (White) 	<ul style="list-style-type: none"> • 5400 Maxi-Flex (White) • 51/44 Latex Mortar System (White) 	<ul style="list-style-type: none"> • 66 FlexLite • 5400 Maxi-Flex (White) 	N/A
GROUT	<ul style="list-style-type: none"> • 500 PM Unsanded • 1600UPG PM Grout 	<ul style="list-style-type: none"> • 1600UPG PM Grout 	<ul style="list-style-type: none"> • 1600UPG PM Grout 	N/A
CAULKING	Ultra Performance (colour-matched to grout)	Ultra Performance (colour-matched to grout)	Ultra Performance (colour-matched to grout)	N/A

SURFACE PREPARATION (If Required)

- Floor levelling: 59 Flex Flo / 5900 Flex Flo Plus Self Levelling Underlayment
- Waterproofing: WP900 Waterproof Membrane
- Crack Isolation/Uncoupling: Flexilastic 1000 Crack Isolation Membrane / FlexMat Uncoupling Membrane

* For a complete listing of FLEXILE products and accessories including Sound Control, In-Floor Heating, and further setting options, please visit www.flextile.net



"MORE" Surface Care Product Guide

Task	Product Recommendation	Dilution with Water	Frequency
Grout Sealing	MORE™ Grout, Ceramic & Porcelain Sealer	Ready to use	Commercial: 1-3 Years Residential: 5-8 Years
Daily Maintenance	MORE™ Stone and Tile Cleaner	1 : 128 Ratio	Daily
Deep Cleaning	MORE™ Alkaline Cleaner	1 : 4 Ratio	As Needed
Grout Haze- Cementitious	MORE™ Acidic Cleaner	1 : 4 Ratio	As Needed
Grout Haze - Epoxy / Urethane	MORE™ Coating Stripper*	Ready to use	As Needed

* Always test in an inconspicuous area to make sure the product is achieving the desired results and is not damaging the finish of the surface.



CUTTING AND INSTALLATION GUIDE for GLASS MOSAICS

PREPARATION OF SUBSTRATE

All supporting surfaces shall be structurally sound, solid, stable, level, plumb and true to a tolerance in plane of 3 mm in 2,4 m (1/8" in 8') for walls and 6,3 mm in 3 m (1/4" in 10') for horizontal surfaces. They shall be dry, clean and free of dust, oil, grease, paint, tar, wax, curing agent, primer, sealer, form release agent or any deleterious substance and debris which may prevent or reduce adhesion.

Mechanically sand and scarify the substrate to completely remove all paint, loosely bonded topping, loose particles and construction debris.

Level uneven concrete surfaces to above tolerances using Flextile 57 levelling mortar mixed with Flextile 43 Acrylic Mortar Additive. Apply levelling mortar to dampened concrete using a flat trowel. Allow to cure for a minimum of 24 hours at room temperature. Extended curing may be required at temperatures below 20°C (70°F).

All substrates shall be dry. Refer to Flextile Bulletin # 7 Surface Preparation –Concrete Slabs and current edition of TTMAC 09300 Tile Installation Manual or TCNA Handbook for Ceramic Tile Installation for all other substrate preparation details.

Acceptable substrates:

Well cured mortar beds—ANSI A108.1B (cured a minimum of 7 days). Cementitious backer units (CBU)—ANSI A118.9.

Gypsum board (dry areas only)—ASTM C1396: The maximum loading recommended for Gypsum Board is 5lbs/ sf including setting and grouting materials.

Crack Isolation and Waterproofing

Where a waterproof barrier is required and crack isolation is recommended apply Flextile WP900 Waterproof & Crack Isolation Membrane, or WP980 Waterproof & Crack Isolation Membrane on the substrate prior to glass tile installation following WP900 or WP980 Technical Data Sheet installation procedures.

Movement Joints

Follow detail 301MJ in TTMAC 09 30 00 Tile Installation Manual and EJ171 in TCNA Handbook for Ceramic Tile Installation for expansion and control joints recommendations.

Cutting

Glass Tiles should be cut in a slow, cautious manner. Use a water saw blade, such as the Glass Cutting Blade shown here:

10" Premium Glass Blade PAGCRG-10 (Code # DOM.BLADE/PAGGLASS-10), with 4" Premium Glass Blade Pads (Code # DOM.BLADE/PADS-4)



PROTECTIVE EYEWEAR SHOULD ALWAYS BE WORN!

INSTALLATION

Install using Flextile 51 White Thin-Set Mortar mixed with Flextile 44 High Solids Acrylic Mortar Additive (ANSI A118.4/11/15), Flextile 5400 Maxi-Flex (White) Superior Grade PM Mortar (ANSI A118.4/11/15 or Flextile White 58XT Fast Setting Two Component Mortar System. For improved sag resistant applications install using Flextile 66 Premium Wall and Floor Lightweight Mortar mixed with Flextile 43 Acrylic Latex Thin Mortar Additive, (ANSI A118.4/11/15).

Spread an even coat of mortar to substrate using a v-notched 3/16" trowel, or where appropriate using a v-notched 1/8" trowel, and in all cases "back-butter" simultaneously each piece with the flat edge of the trowel to provide a void free installation with no unsupported areas and 100% contact with the mortar-bed. Lay the tiles while both mortar surfaces are fresh. Spread only enough mortar that can be covered with tile before mortar starts to skin. On walls, start installing at the lowest portion of the wall. Support the tiles with wedges to prevent sagging

Beat tiles in thoroughly and sufficiently to cause mortar ribs or notches to come together into a continuous void free bed and to allow the mortar to flow up partially into the joint space to approximately 1/3 the thickness of the tile. Remove any excess setting material from the joint area so that 2/3 of the depth of the tile is available for grouting.

Remove smudges or smears of setting material from the surface with a damp sponge or cloth immediately after final adjustment and beat-in while the mortar is fresh.

Allow installation to cure for a minimum of 24 hours prior to grouting.

GROUTING

Follow grouting instructions in Flextile grout product technical data sheets. Always do a small application in an inconspicuous test area to confirm, before proceeding with the grouting of the entire work.

IMPORTANT NOTE:

Use Flextile 55 Series PM Unsanded Grout, or Flextile 1600UPG PM Grout only.

Using a rubber float, spread the grout diagonally across the tile surface, applying enough pressure to fully pack the joints. When using Flextile 1600UPG PM Grout, proceed with caution, to minimize the possibility of scratching the tile surface. Remove excess grout from the tiles with the rubber float held at 90° to the surface, working diagonally across the joints to produce flush, even grout joints.


Once grout is firm in the joints, remove any grout haze or glue residue with a clean, damp sponge or cheesecloth. Note: dampening tile surfaces lightly with a clean sponge and water prior to grouting facilitates easier removal of excess grout. Once grout has dried, polish tile surface with a clean cloth or towel.

CAUTION

- Do not install when temperature is below 10°C (50°F)
- Maintain temperature in tiled areas at not less than 10°C (50°F) or more than 35°C (95°F) during installation and for 7 days after completion.
- Use WHITE thin-set mortars only

Notice: The information herein is the best information we have relating to our products and the recommended uses of our products are based on tests believed to be reliable. Flextile warrants each of its products is of merchantable quality and suitable for the purpose for which it is intended BUT DOES NOT MAKE ANY OTHER WARRANTY, EXPRESS OR IMPLIED. This Warranty may not be enlarged or extended by our sales representatives, written sales information or drawings. Liability of Flextile under this warranty shall be limited to replacement of its product found to be defective or, as its option, a refund of the purchase price. All advice given and structural specifications supplied by Flextile representatives shall be used at the sole risk of those receiving the same and Flextile assumes no responsibility for the design or construction of any works in which its products are used. Any review or inspection of plans, buildings or product applications by Flextile representatives is not to be construed as approval thereof by Flextile. This information supersedes all previous issues and is subject to change without notice.

MARCH 19, 2024



DELLOS (Blue)



CAPRI (White)

MYTHOS SERIES:

Board MEGL-04M / Folder FL-404M



Colour may vary slightly from images shown. It is highly recommended to view physical samples of tile prior to purchase. Note that shade variations between tiles is characteristic and adds to the inherent beauty of the product. Please visit a showroom near you or request a sample from your Olympia Tile Sales Representative.

It is Olympia Tile's policy to stock all items for sale. Should you require additional sizes, finishes or colours, Olympia has a Special Order Department to help find exactly what you are looking for. Please contact your Olympia Tile Sales Representative for more details. Note that minimum order quantities and longer lead times apply to all special order items.

the olympiatile+stone® group

OLYMPIA TILE + STONE INTERNATIONAL INC.

CORPORATE OFFICE AND SHOWROOM TORONTO
1000 Lawrence Ave. West
Ontario M6A 1C6
T: 416 785 9555
Toll Free: 1 800 268 1613
F: 416 785 9682

VAUGHAN
100A Royal Group Crescent
Ontario L4H 1X9
T: 905 266 0420
F: 905 266 0423

VANCOUVER
8220 Fraser Reach Court
Burnaby, BC V3N 0G2
T: 604 294 2244
Toll Free: 1 800 663 9441
F: 604 294 0528

CALGARY
3308 - 11th Street S.E.
Alberta T2G 3G8
T: 403 287 1070
Toll Free: 1 800 322 8182
F: 403 243 1888

EDMONTON
11540 - 163rd Street
Alberta T5M 3T3
T: 780 452 5050
Toll Free: 1 800 619 4438
F: 780 451 4391

WINNIPEG
560 Sheppard Street
Manitoba R2X 2P8
T: 204 633 5736
Toll Free: 1 800 665 8017
F: 204 632 4644

WINDSOR
2825 Lauzon Pkwy
Unit 208, Windsor
Ontario N8T 3H5
T: 519 966 2500
Toll Free: 1 877 410 5953
F: 519 969 2407

LONDON
234 Exeter Road
Ontario N6L 1A3
T: 519 652 5011
Toll Free: 1 800 265 4690
F: 519 652 5021

HAMILTON
75 Milburn Road
Ontario L8E 3A3
T: 905 560 5520
Toll Free: 1 800 263 1370
F: 905 578 3593

OTTAWA
2480 Don Reid Drive
Ontario K1H 1E1
T: 613 736 9570
Toll Free: 1 800 267 1864
F: 613 736 9563

MONTREAL
555 rue Locke
Ville St-Laurent,
Quebec H4T 1X7
T: 514 345 8666
Toll Free: 1 800 361 1954
F: 514 345 8825

QUEBEC
2405 rue Watt
Quebec G1P 3X2
T: 418 657 5557
Toll Free: 1 800 463 5516
F: 418 657 6708

HALIFAX
55 Akerley Boulevard
Dartmouth, Nova Scotia
B3B 1M3
T: 902 468 9260
Toll Free: 1 800 565 7790
F: 902 468 0011

SLAB DIVISION

TORONTO
22 Dufflaw Road | Toronto | Ontario | M6A 2W1
T: 416 785 9555 ext 1320 | F: 416 781 4521

VAUGHAN
100A Royal Group Crescent | Vaughan | Ontario | L4H 1X9
T: 905 266 0420 | F: 905 266 0423

OLYMPIA TILE (USA), INC.

CORPORATE OFFICE
701 Berkshire Lane North
Minneapolis (Plymouth)
Minnesota 55441
T: 763 545 5455
Toll Free: 1 800 288 3026
F: 763 542 9830

FLORIDA ALPHA TILE & STONE
2443 East Meadow Blvd.
Tampa, Florida 33619
T: 813 620 9000
Toll Free: 1 800 785 9000
F: 813 621 0606

10898-A Metro Parkway
Fort Myers, Florida 33966
T: 239 275 8288
Toll Free: 1 800 785 8288
F: 239 275 0116

1808 Whitfield Ave.
Sarasota, Florida 34243
T: 941 727 7433
Toll Free: 1 800 785 3484
F: 941 727 7381

IOWA KATE-LO TILE & STONE
4405 121st Street
Des Moines (Urbandale)
Iowa 50323
T: 515 270 4920
Toll Free: 1 800 320 1387
F: 515 270 7035

MICHIGAN BEAVER TILE & STONE
24700 Drake Rd.
Detroit West (Farmington Hills)
Michigan 48335
T: 248 476 2333
Toll Free: 1 800 825 0551
F: 248 476 4636

1700 Stutz Dr., Suite 101
Detroit North (Troy)
Michigan 48084
T: 248 649 5552
F: 248 649 0741

2780 Enterprise Ct.
Saginaw, Michigan 48603
T: 989 790 5851
Toll Free: 1 800 797 0897
F: 989 790 0311
13085 23 Mile Rd.
Detroit East (Shelby Township)
Michigan 48315
T: 586 991 0780
Toll Free: 1 800 889 5395
F: 586 991 0784

1694 Gezon Parkway
Grand Rapids, (Wyoming)
Michigan 49509
T: 616 534 2883
Toll Free: 1 800 797 0727
F: 616 534 4784

MINNESOTA KATE-LO TILE & STONE
701 Berkshire Lane North
Minneapolis (Plymouth)
Minnesota 55441
T: 763 545 5455
Toll Free: 1 800 288 3026
F: 763 542 9830

NEBRASKA KATE-LO TILE & STONE
13211 Chandler Road, Suite 400
Omaha (La Vista)
Nebraska 68138-3703
T: 402 614 9010
Toll Free: 1 877 687 6636
F: 402 614 0989

NEW JERSEY NEW JERSEY TILE & STONE
70 Newfield Avenue
Raritan Center, Edison
New Jersey 08837
T: 732 512 1818
Toll Free: 1 800 513 8453
F: 732 512 1881

NEW YORK DOBKIN TILE & STONE
51 Benbro Drive
Buffalo (Cheektowaga)
New York 14225
T: 716 684 1200
Toll Free: 1 800 759 1414
F: 716 684 1294

OREGON THOMPSON TILE & STONE
3549 NW Yeon Ave.
Portland
Oregon 97210
T: 971 803 7551
Toll Free: 1 800 827 4092
F: 971 319 6975

WISCONSIN LEXCO TILE & STONE
1616 S. 108th Street,
Milwaukee
Wisconsin 53214
T: 414 771 2900
Toll Free: 1 800-242-2249
F: 414 771 9153

WASHINGTON THOMPSON TILE & STONE
711 S. Fidalgo Street
Seattle
Washington 98108
T: 206 900 7327
Toll Free: 1 800 827 4093
F: 206 294 5933

FLEXITILE LTD.
MANUFACTURING PLANTS
www.flexitile.net

TORONTO (Head Office)
111 Royal Group Crescent Unit A
Vaughan, ON L4H 1X9
Phone: (416) 255-1111 | 1-800-699-3623
Fax: (416) 255-1729

BURNABY
2969 Lake City Way | Burnaby
British Columbia | V5A 2Z6
T: 604 420-4914 | Toll Free: 1 888 236 4486
F: 604 420-0936

CANADA-US BRANCH LIST DATE REV:05-2024 CM
05-2024

All sales and transactions are subject to our terms and conditions of sale, available on our website.

the olympiatile+stone®

