

RETINA





Retina tiles offer a harmonious fusion of grout and colored earth, delicately adorned with a gentle graphic. This textured solid color exudes a serene, semi-opaque allure to the eye, inviting touch and admiration alike.



COLOR BODY PORCELAIN

RETINA
 COLOR BODY PORCELAIN

24" x 48" Matte (Rectified)



**Corda, Fumo & Neve are available in a 48x48 Matte finish.*

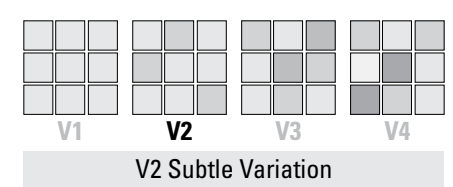
TRIMS

Contact your local sales rep for trim solutions.

TECHNICAL

	RESULTS CONFORM
DCOF AcuTest	≥ 0.42
Breaking Strength	ASTM C648
Stain Resistance	ASTM C1378
Chemical Resistance	ASTM C650
Water Absorption	ASTM C373
Frost Resistance	ASTM 1026
Deep Abrasion Res.	PASS

SHADE VARIATION



Plymouth, MN | 763.545.5455 • 800.288.3026
 Des Moines, IA | 515.270.4920 • 800.320.1387
 Omaha, NE | 402.614.9010 • 877.687.6636

kate-lotile & stone
 a division of olympia tile (usa), inc.
 katelotile.com