

# Portobello America

## PORTO FINO.

Color Body Glazed Porcelain Tile



Italian Riviera sand is the canvas. The sun, clouds and sea are the palette. Nature is the artist constantly creating. The extraordinary beauty surrounding Portofino has inspired a sophisticated collection of tiles. Fascinating design replicates grains of beach sand. Visual texture gives a subtle perception of movement. Various sizes and mosaics invite you to expand your horizons. The shifting beauty of Portofino sand becomes a lasting design statement. Elevate your private paradise with style and personality.

The PORTOFINO COLLECTION.

Portobello America. Transforming spaces and the way you feel within them.

# Portofino

Color Body Glazed Porcelain Tile

Mist | V3



24x48 NAT RECT | #80158ET  
12X24 NAT RECT | #80153ET

Single Bullnose  
3X12 NAT RECT | #80163ET

Sand | V3



24x48 NAT RECT | #80159ET  
12X24 NAT RECT | #80154ET

Single Bullnose  
3X12 NAT RECT | #80164ET

Sunlight | V3



24x48 NAT RECT | #80161ET  
12X24 NAT RECT | #80156ET

Single Bullnose  
3X12 NAT RECT | #80166ET

Storm | V3



24x48 NAT RECT | #80160ET  
12X24 NAT RECT | #80155ET

Single Bullnose  
3X12 NAT RECT | #80165ET

Twilight | V3



24x48 NAT RECT | #80162ET  
12X24 NAT RECT | #80157ET

Single Bullnose  
3X12 NAT RECT | #80201ET

Mos SQ 2x2 Mist | V3



12x12 NAT | #80168ET

Mos SQ 2x2 Sand | V3




12x12 NAT | #80169ET

Mos SQ 2x2 Sunlight | V3




12x12 NAT | #80171ET

Mos SQ 2x2 Storm | V3



12x12 NAT | #80170ET

Mos SQ 2x2 Twilight | V3



12x12 NAT | #80172ET

## TECH DATA

Finish	Freeze Resistant	Shade Variation	Color Body	Water Absorption	Stain Resistant	DCOF AcuTest	Chemical Resistant	Breaking Strength	Abrasion Resistance
NAT	Resistant	V3	√	≤ 0.5%	Class A	≥ 0.42	Class A	≥ 275lbf	III

## PACKING INFO

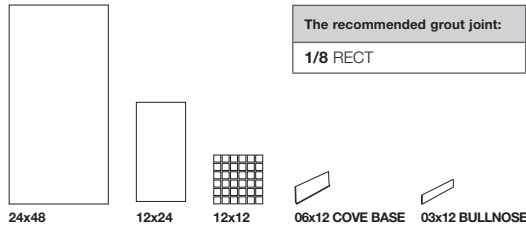
Product Size Inches	Actual Size	THICKNESS MM	LBS/ CARTON	PCS/ CARTON	SF/ CARTON	SF/ PALLET	LBS/ PALLET	CARTON/ PALLET	NUMBER OF FACES
2x2 Mosaic	11.73 x 11.73	8	35.01	10	10.00	360.00	1,260.36	36	
12X24	11.69 x 23.46	8	61.16	8	15.50	620.00	2,446.40	40	30
24x48	23.46 x 47.05	8	61.16	2	15.50	542.50	2,140.71	35	30

For reference only.

## AREAS OF USAGE

Classification	Reference Category	Suitable
Interior, Dry	ID	√
Interior, Wet	IW	√
Interior, Wet Plus	IW+	√ 2X2 NAT
Exterior, Wet	EW	
Oils/Greases	O/G	

## FORMATS



## GROUT JOINT

The recommended grout joint:  
1/8 RECT

## MORE INFO:



11123MK



#WHYTILE



TCNA

Portobello America Factory  
8701 Ditty Rd, Baxter, TN 38544

Portobello America  
1600 NW 18th Street, Suite 708  
Pompano Beach, FL 33069

General Inquiries:  
info@portobelloamerica.com  
Phone: 931-650-5225



Sunlight