

# Portobello America

## SAND WAVES.

Color Body Glazed  
Porcelain Tile

Sandstone is a sedimentary rock made up of quartz, whose organic and unique designs are sculpted over the years by the work of winds and rains. Sandwaves constitutes a reinterpretation of this rock with a memorable surface, translated to an elegant and universal palette of tones.

Marshmallow and Seedpearl bring a "ton sur ton" of off whites that expand the decoration possibilities of this line, delivering chromatic balance and coziness. Light and Chateau have a gray background, with a sober and contemporary proposal. Dark, on the other hand, brings a more rustic and dramatic counterpoint to this minimalist proposal.

Sandwaves is available in 24x48 and 12x24 sizes on a matte surface. Mosaics with different compositions of shapes and colors expand the possibilities of use for this line.

# Sandwaves

Color Body Glazed Porcelain Tile

Marshmallow | V3



24x48 NAT RECT | #79885ET  
12x24 NAT BOLD | #79880ET

Light | V3



24x48 NAT RECT | #79884ET  
12x24 NAT BOLD | #79879ET

Seedpearl | V3



24x48 NAT RECT | #79886ET  
12x24 NAT BOLD | #79881ET

Chateau Gray | V3



24x48 NAT RECT | #79887ET  
12x24 NAT BOLD | #79882ET

Dark | V3



24x48 NAT RECT | #79883ET  
12x24 NAT BOLD | #79878ET

Mos Sq 2x2  
Marshmallow | V3



12x12 NAT TEL  
#79984ET

Mos Sq 2x2  
Light | V3




12x12 NAT TEL  
#79983ET

Mos Sq 2x2  
Seedpearl | V3




12x12 NAT TEL  
#79985ET

Mos Sq 2x2  
Chateau Gray | V3



12x12 NAT TEL  
#79981ET

Mos Sq 2x2  
Dark | V3



12x12 NAT TEL  
#79982ET

## TECH DATA

Finish	Freeze Resistant	Shade Variation	Color Body	Water Absorption	Stain Resistant	DCOF AcuTest	Chemical Resistant	Breaking Strength	Abrasion Resistance
NAT	Resistant	V3	√	≤0.5%	Class A	≥0.42	Class A	≥275lbf	IV

## PACKING INFO

Product Size Inches	Actual Size	THICKNESS MM	LBS/ CARTON	PCS/ CARTON	SF/ CARTON	SF/ PALLET	LBS/ PALLET	CARTON/ PALLET
2x2 Mosaic	11.73x11.73	8	35.01	10	10.00	360.00	1,310.70	36
12x24	11.87x23.87	8	57.23	8	15.50	620.00	2,339.59	40
24x48	23.56x47.19	8	54.45	2	15.50	542.50	1,955.19	35

For reference only.

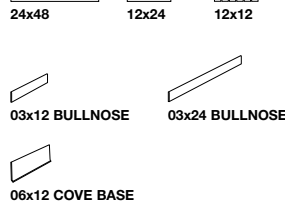
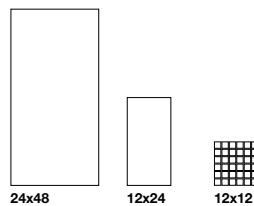
## AREAS OF USAGE

Classification	Reference Category	Suitable
Interior, Dry	ID	√
Interior, Wet	IW	√
Interior, Wet Plus	IW+	√ 2x2
Exterior, Wet	EW	
Oils/Greases	O/G	

## GROUT JOINT

The recommended grout joint:	
1/8 RECT	3/16 BOLD

## FORMATS



## MORE INFO:



Portobello America  
1600 NW 18th Street, Suite 708  
Pompano Beach, FL 33069

General Inquiries:  
info@portobelloamerica.com  
Phone: 1-954-376-6259



#WHYTILE

TCNA



Dark