

**kate-loatile & stone**  
a division of olympia tile (usa), inc. 



# MONET MAGIC

COLLECTION

# MONET MAGIC

COLLECTION



Smokey Blocks



Smokey Bricks



Smokey Hex\*



Smokey Field\*\*



Champagne Blocks



Champagne Bricks



Champagne Hex\*



Champagne Field\*\*



Chapel Blocks



Chapel Bricks




Chapel Hex\*




Chapel Field\*\*

# MONET MAGIC

COLLECTION



Foggy Blocks




Foggy Bricks



Foggy Hex\*




Foggy Field\*\*



Marina Blocks



Marina Bricks



Marina Hex\*



Marina Field\*\*



Darkshadow Liner\*\*



Gilded Liner\*\*



Frosted Liner\*\*



Sterling Liner\*\*

# MONET MAGIC

## COLLECTION



Manhattan Dark\*\*\*



Manhattan Light\*\*\*

### PRODUCT SPECS



Sheet Size: 10.5" x 12"  
 Chip Size: 3" x 4"  
 Thickness: 8 mm  
 PCS/Box: 11  
 SQFT/Box: 8.47  
 Material: Glass | Metallic



Sheet Size: 12" x 12.4"  
 Chip Size: 2" x 6"  
 Thickness: 8 mm  
 PCS/Box: 11  
 SQFT/Box: 11.429  
 Material: Glass | Metallic



Sheet Size: 11.81" x 11.81"  
 Chip Size: 2" x 2"  
 Thickness: 6 mm  
 PCS/Box: 10  
 SQFT/Box: 9.6  
 Material: Glass | Metallic



Piece Size: 2.95" x 11.81"  
 Chip Size: 3" x 12"  
 Thickness: 6 mm  
 PCS/Box: 25  
 SQFT/Box: 6.05  
 Material: Glass | Metallic



Piece Size: 0.51" x 11.81"  
 Chip Size: 0.5" x 12"  
 Thickness: 10 mm  
 PCS/Box: 50  
 SQFT/Box: 2.09  
 Material: Glass | Metallic



Sheet Size: 11.75" x 11.75"  
 Chip Size: Multi-Sized  
 Thickness: 8 mm  
 PCS/Box: 9  
 SQFT/Box: 8.721  
 Material: Glass | Metallic

#### Application

Residential/Commercial

#### Presentation

Mesh Mounted  
 Loose Piece

#### Recommended Uses

- |   |  |
|---|--|
| <input checked="" type="checkbox"/> Interior Wall       | <input type="checkbox"/> Exterior Wall       |
| <input type="checkbox"/> Interior Floor                 | <input type="checkbox"/> Exterior Floor      |
| <input checked="" type="checkbox"/> Backsplash          | <input type="checkbox"/> Interior Countertop |
| <input type="checkbox"/> Shower / Wet Area              | <input type="checkbox"/> Exterior Countertop |
| <input checked="" type="checkbox"/> Fireplace Surrounds | <input type="checkbox"/> Pool / Fountain     |

\*Hex items  
 Shower/Wet Area

\*\*Field items, Pencil Items  
 Shower/Wet Area, Ext. Wall

\*\*\*Manhattan Dark & Light  
 Shower/Wet Area

Disclaimer: Recommended uses only apply to properly installed guidelines per tile type according to the TCNA. Please note all information is subject to change. Please refer to the website for the most up to date information and or changes. Images were digitally enhanced, for color accuracy please request a sample.